

ANNUAL SURVEY OF CATASTROPHIC FOOTBALL INJURIES

1977 - 2023

Kristen L. Kucera, MSPH, PhD, ATC
Director, National Center for Catastrophic Sport Injury Research
The University of North Carolina at Chapel Hill

Robert C. Cantu, MD
Medical Director, National Center for Catastrophic Sport Injury Research

Prepared for:

American Football Coaches Association, Waco, Texas
National Collegiate Athletic Association, Indianapolis, Indiana
National Federation of State High School Associations,
Indianapolis, Indiana
National Athletic Trainers' Association, Dallas, Texas
National Operating Committee on Standards for Athletic Equipment
American Medical Society for Sports Medicine

FINAL 7/8/2024
Report #: 2024-02



All rights reserved. This material may not be published, broadcast, rewritten or redistributed in whole or part without express written permission. Contact the National Center for Catastrophic Sport Injury Research for all questions regarding this report at nccsir@unc.edu.

All rights reserved. This material may not be published, broadcast, rewritten or redistributed in whole or part without express written permission.

Acknowledgements:

We acknowledge the significant contributions of recently retired Frederick O. Mueller, Ph.D. who directed The National Center for Catastrophic Sport Injury Research (NCCSIR) from 1982 to 2013. Dr. Mueller's work over the past 30 years has improved the safety of football for the participants and these impacts are demonstrated in the pages of this football report.

We also acknowledge NCCSIR staff members Randi DeLong, Erin Shore, and members of the Consortium for Catastrophic Sport Injury Monitoring: Drs. Douglas Casa, Jonathan Drezner, Kevin Guskiewicz, Johna Register-Mihalik, Steve Marshall, Rebecca Stearns, David Klossner, Tom Dompier, Avinash Chandran, and Christine Collins.

We also thank all the athletes, families, coaches, athletic trainers, medical providers, school staff, state associations, researchers, journalists, and others who have participated in this research and have shared information with the NCCSIR.

Funding & Disclosures:

The National Center for Catastrophic Sport Injury Research is funded by the American Football Coaches Association, the National Collegiate Athletic Association, National Federation of State High School Associations, National Athletic Trainers' Association, the American Medical Society for Sports Medicine, the National Operating Committee on Standards for Athletic Equipment, and The University of North Carolina at Chapel Hill.

To learn more about NCCSIR please visit: <http://nccsir.unc.edu/about/>

To learn more about the Consortium please visit: <http://nccsir.unc.edu/consortia-and-partners/>

To access online reports please visit: <http://nccsir.unc.edu/reports/>

Table of Contents

INTRODUCTION	1
Recent Rule Changes and Safety Recommendations	2
METHODS	6
Data Collection	6
Outcome Definitions	7
Participation in Football.....	7
Analysis.....	8
RESULTS	9
Catastrophic Cervical (Neck) Injuries with Incomplete Recovery	9
Catastrophic Brain Injuries with Incomplete Recovery	10
Characteristics of All Catastrophic Traumatic Injuries 2018-2023	11
DISCUSSION.....	12
STRENGTHS AND LIMITATIONS	15
RECOMMENDATIONS	16
REFERENCES	23
Table I. Catastrophic Football Cervical Cord Injuries with Incomplete Recovery, 1977-2023*	26
Table II. Incidence of Catastrophic Football Cervical Cord Injuries with Incomplete Recovery per 100,000 Participants, 1977-2023	28
Table III. Characteristics of Catastrophic Football Cervical Cord Injuries with Incomplete Recovery, 1977-2023	30
Table IIIb. Characteristics of Catastrophic Football Cervical Cord Injuries with Incomplete Recovery, 2018-2023	32
Table IV. Catastrophic Football Brain Injuries with Incomplete Recovery, 1984-2023*.....	34
Table V. Incidence of Catastrophic Football Brain Injuries with Incomplete recovery per 100,000 Participants, 1984-2023	36
Table VI. Characteristics of Catastrophic Brain Injuries with Incomplete Recovery, 1984-2023	38
Table VIb. Characteristics of Catastrophic Brain Injuries with Incomplete Recovery, 2018-2023	40
Table VII. Characteristics of All Catastrophic Football Traumatic Injuries, 2018-2023	42

All rights reserved. This material may not be published, broadcast, rewritten or redistributed in whole or part without express written permission.

Figure 1. Catastrophic Neck/Cervical Spine (n=401) and Head/Brain (n=238) Injuries with Incomplete Recovery by 5-year periods, 1979-2023 45

Figure 2a. Catastrophic Neck/Cervical Spine Injuries with Incomplete Recovery by Offensive or Defensive Category by 5-year periods, 1979-2023 46

Figure 2b. Catastrophic Brain Injuries with Incomplete Recovery by Offensive or Defensive Category by 5-year periods, 1984-2023..... 47

Figure 3a. Catastrophic Cervical Spine Fatalities and Injuries by Severity and Decade, 1974-2023..... 48

Figure 3b. Catastrophic Head/Brain Fatalities and Injuries by Severity and Decade, 1974-2023 49

INTRODUCTION

In 1977, the National Collegiate Athletic Association initiated funding for the First Annual Survey of Catastrophic Football Injuries. Frederick O. Mueller, Ph.D., and Carl S. Blyth, Ph.D., both professors in the Department of Exercise and Sport Science at the University of North Carolina at Chapel Hill were selected to conduct the research. The Annual Survey of Catastrophic Football Injuries was part of a concerted effort put forth by many individuals and research organizations to reduce the steady increase of football head and neck injuries taking place during the 1960's and 1970's. The primary purpose of the research was and is to make the game of football a safer sport.

An early investigation into serious head and neck football injuries conducted by Schneider et al. reported 30 permanent cervical spinal cord injuries in high school and college football during the period from 1959 to 1963 (Schneider 1973). A later study by Torg et al. reported a total of 99 permanent cervical spinal cord injuries occurring in high school and college football from 1971 to 1975 (Torg, Truex et al. 1979). A study published in 1976 reported the incidence of neck injuries based on roentgenographic evidence was as high as 32% in a sample of 104 high school students and 75 college freshmen in Iowa (Albright, Moses et al. 1976). In order to help alleviate this problem the National Collegiate Athletic Association (NCAA) and the National Federation of State High School Associations (AFCA) implemented rule changes in 1976 to prohibit using the head as the initial contact point when blocking and tackling. Furthermore, the American Football Coaches Association (AFCA) Ethics Committee went on record opposing this type of blocking and tackling. A reduction of these events occurred following these rule changes. Torg has since discontinued his research, however his

work demonstrated a decline in permanent cervical cord injuries in high school and college from 34 cases in 1976 to 5 cases in 1984 (Torg, Vegso et al. 1985).

Recent Rule Changes and Safety Recommendations

Both the NCAA and the NFHS have further defined illegal helmet contact and have established return to play rules if a concussion is suspected. The NFHS 2013 Football Rules Book (page 31 Rule 2-20-1) defined illegal helmet contact as “an act of initiating contact with the helmet against an opponent” (Gardner and Colgate 2013). The rule book further defines the three types of illegal helmet contact:

- a) Butt blocking is an act by an offensive or defensive player who initiates contact against an opponent who is not a runner with the front of his helmet.
- b) Face tackling is an act by a defensive player who initiates contact with a runner with the front of his helmet.
- c) Spearing is an act by an offensive or defensive player who initiates contact against any opponent with the top of his helmet. (NFHS 2013 Football Rules Book, page 31, Rule 2-20-1)

All three of these illegal techniques can cause catastrophic head and neck injuries to the athlete. In 2014, NFHS rules committee added a definition of targeting (page 31, rule 2-20-2) as “an act of taking aim and initiating contact to an opponent above the shoulders with the helmet, forearm, hand, fist, elbow, or shoulder” and made it a separate personal foul (page 71, rule 9-4-3m) (Gardner and Colgate 2014). They also added a definition of a defenseless player to reduce the risk of injury: “A defenseless player is a player who, because of his physical position and focus of concentration, is especially vulnerable to injury.” In 2015, NFHS rules committee

changed the spearing rule: “Spearing is an act by any player who initiates contact against an opponent at the shoulders or below with the crown (top portion) of his/her helmet” (Gardner and Colgate 2015). In 2017 a definition of the blindside block was created: “Unless initiated with open hands, it is a foul for excessive and unnecessary contact when the block is forceful and outside of the free-blocking zone” (Gardner and Colgate 2017).

The concussion rule (3-5-10b) was revised in 2013 as follows: “any player who exhibits signs, symptoms, or behavior consistent with a concussion (such as loss of consciousness, headache, dizziness, confusion or balance problems) shall be immediately removed from the game and shall not return to play until cleared by an appropriate health-care professional.” This time-out, if not charged, is an official’s time-out. Appendix B, page 95, guidelines are provided for management of concussion injuries.

The Second Safety in College Football Summit held by the NCAA in 2016 resulted in an interassociation consensus document that addressed athlete safety and head impact exposure in football. This summit focused on both concussion prevention and catastrophic injury prevention. Consensus outcomes included, but not limited to:

- Head accelerometers are currently unable to function as concussion detectors.
- Tackling and blocking should be performed with technique emphasizing hands and shoulder contact and elimination of head contact.
- Preseason, Inseason, and Postseason practice guidelines.
- Definitions for football contact and equipment.
- A set of six best practice recommendations were published in 2019 (NCAA 2019) that cover:

1. Sportsmanship

2. Protective Equipment
3. Acclimatization and Conditioning
4. Emergency Action Plan
5. Responsibilities of Athletics Personnel
6. Education and Training

This 2016 interassociation consensus document (NCAA 2016) outlined the following definitions, with the intent of providing a framework on varying intensity levels from non-contact/minimal contact practices to live contact/tackling to the ground practices. This framework is consistent with USA Football as follows (italicized content is from USA Football):

Non-contact/minimal contact practices do not involve tackling, thud, “wrapping up” or full-speed blocking. Non-contact/minimal contact practices are those practices in which drills are not run at a competitive speed, as follows:

- **Air.** *Players run a drill unopposed without contact.*
- **Bags.** *Drill is run against a bag or other soft-contact surface.*
- **Control.** *Drill is run at an assigned speed until the moment of contact.*

One player is designated by the coach ahead of time as the pre-determined winner. Contact remains above the waist and players stay on their feet.

Live contact/thud is any practice in which players are not taken to the ground, including “thud” sessions or drills that involve “wrapping up,” irrespective of uniform worn. *Drill is run at competitive speed through the moment of contact with no predetermined winner. Contact remains above the waist, players stay on their feet and a quick whistle ends the drill.*

Live contact/tackling is any practice that involves tackling to the ground. *Drill is run in game like conditions and is the only time that players are taken to the ground.*

In 2021, the NCAA further changed the football preseason period by implementing new requirements that include:

- Prohibiting drills that create unneeded contact, particularly straight-line contact that is not common to the game.
- Reducing the maximum number of contact practices from 21 to 18, requiring at least seven helmet-only days (with optional spider pads) and restricting full-pads days to nine.
- Increasing the previously established preseason acclimatization period from five to seven days.
- Additional limits on full-contact practices, including no more than two consecutive full-contact practices, a total of no more than 75 minutes of full contact within any practice session and no more than two scrimmages in the preseason.

This research has been conducted as part of the National Center for Catastrophic Sports Injury Research (NCCSIR), University of North Carolina at Chapel Hill. The NCCSIR was directed by Dr. Frederick Mueller from 1980 to 2013. Dr. Mueller retired Spring of 2013 and the NCCSIR is now directed by Dr. Kristen Kucera. The NCCSIR has expanded to become a consortium (University of North Carolina, Boston University, University of Washington, University of Connecticut, and the Datalys Center) with expertise in head/neck, cardiac, and

heat-related sports medicine (these three areas account for the overwhelming majority of catastrophic events). The NCCSIR is supported by the American Football Coaches Association (AFCA), the National Collegiate Athletic Association (NCAA), the National Federation of State High School Associations (NFHS), the National Athletic Trainers' Association (NATA), the American Medical Society for Sports Medicine (AMSSM), the National Operating Committee on Standards for Athletic Equipment (NOCSAE), and The University of North Carolina at Chapel Hill (UNC-CH).

METHODS

Data Collection

Data were compiled with the assistance of coaches, athletic trainers, athletic directors, executive officers of state and national athletic organizations, online news reports, online reports, and professional associates of the researchers. In January of 2015, NCCSIR and the Consortium for Catastrophic Injury Monitoring in Sport developed an online portal where anyone can report a catastrophic event (www.sportinjuryreport.org). Throughout the year (January 1 to December 31), upon notification of a suspected catastrophic football injury, contact by telephone, email, or personal letter questionnaire was made with the appropriate individuals including state high school association official, school or team administrator, coach, athletic trainer, team physician, and/or the family. Individuals are asked to complete a brief survey about the event at online portal (www.sportinjuryreport.org). All activities were and currently are approved by the Institutional Review Board (IRB) of the University of North Carolina at Chapel Hill (IRB# 05-0018).

Outcome Definitions

Catastrophic injuries were originally defined as football injuries which resulted in brain or spinal cord injury or skull or spine fracture (Mueller and Arnold 1978). Injuries, which result in death, are not included in this report. It should be noted that brain and spine injuries involved some disability at the time of the injury. Neurological recovery was defined as either complete or incomplete (e.g. quadriparesis or quadriplegia). Yearly follow-up was not done, thus neurological status (complete or incomplete recovery) refers to when the athlete was entered into the database. Cases with unknown or uncertain disability status at the time of the capture were updated with information available regarding recovery for this report. Other non-fatal catastrophic injuries such as internal organ injuries, commotio cordis, etc. are also noted in this report (Table VII).

Participation in Football

Reports prior to 2012 showed 1,800,000 participants in all levels of football (Mueller & Colgate 2011). Participation numbers gathered by the National Operating Committee for Standards in Athletic Equipment (NOCSAE), NFHS, and USA Football show the following: NFHS has estimated that there are approximately 1,100,000 high school player's grades 9-12. Research also indicates there are 100,000 post high school players including the National Football League (NFL), NCAA, National Association of Intercollegiate Athletics (NAIA), National Junior College Athletic Association (NJCAA), Arena Football, and Semi-professional football. USA Football estimates there are 3,000,000 youth football players in the United States. Organized Youth is defined as non-school, youth football, but organized and using full protective

equipment (e.g., Pop Warner, American Football League). These figures give an estimate of 4,200,000 total football participants in the United States each year (Mueller & Colgate 2012). These denominators are consistent with those used by NCCSIR’s Annual Football Fatality Reports (<https://nccsir.unc.edu/reports/>).

NCCSIR staff and Consortium compiled the data and the report authors prepared this report. Medical data for the report were reviewed by Dr. Robert C. Cantu, MD – medical director of NCCSIR.

Analysis

Yearly frequencies and incidence rates of catastrophic injuries per 100,000 participants were calculated based on participation estimates as described in the **Participation in Football** section above and stratified by level (organized youth, pro/semi-pro, middle school & high school, and college). Many schools—high school and collegiate—cancelled or postponed their Fall 2020 football season till Spring 2021 due to COVID-19. Incidence rate denominators were not adjusted for these differences. **Note: Rates with number of incidents less than 5 should be interpreted with caution.**

It is important to note that information is continually being updated due to the fact that catastrophic injury information may not always reach the NCCSIR in time to be included in the current report. The report includes data that is captured by publicly available media sources and directly reported to the NCCSIR by the NCAA, the NFHS, online reports, colleagues, coaches, and athletic trainers. There may be additional catastrophic football injuries that are not reported to the NCCSIR. The authors acknowledge that not every catastrophic injury is included in this report.

RESULTS

Catastrophic Cervical (Neck) Injuries with Incomplete Recovery

During 2023 there were 7 cervical spine injuries with incomplete neurological recovery, and 6 with complete recovery. During the five-year period from 2019-2023, there were 27 cervical spine injuries with incomplete neurological recovery (6, 1, 5, 8, and 7, respectively, Table I). 23 of the injuries with incomplete recovery occurred at the middle and high school level, 3 at the college level, 1 at the organized youth level, and 0 at the professional or semi-professional level. The average number of cervical spine injuries with incomplete neurological recovery has decreased since the late 1970's from 9.8 in 1979-1983 to 5.4 in 2019-2023 (Table I and Figure I).

For the approximately 4,200,000 participants per year, the rate of cervical spine injuries with incomplete neurological recovery during 2019-2023 was 0.13 per 100,000 participants (95% CI: 0.02 to 0.24). Annual rates for high school and middle school ranged from 0.09 per 100,000 in 2020 to 0.73 per 100,000 in 2018 (Table II). The rate at the college level ranged from 0 per 100,000 in 2020, 2021, and 2022 to 2.67 per 100,000 in 2023.

Since 1977, 49.5% of players with cervical spine/cord injuries with incomplete recovery were on the defensive side of the ball and 17.3% were on the offensive side, 10.5% were playing special teams, and 22.5% the position was unknown (Table III). The pattern over this time period has not substantially changed (Figure 2a). However, there were fewer offensive side injuries in the most recent 5-year period 2019-2023 compared to the previous 5-year period. During the 6-year period from 2018-2023, defensive back continues to be the most frequent position associated with cervical cord injuries with incomplete recovery (25.0%) followed by linebacker (15.0%), defensive lineman (7.5%), and quarterback (7.5%) (Table IIIb). The

overwhelming majority occur during competition (82.5%), followed by scrimmage (10.0%) and practice (7.5%). Tackling (50.0%) and being tackled (20.0%) remain the most frequent activity at the time of the injury. Most of the events were cervical cord/nerve injuries (45.0%) followed by cervical spine fracture (45.0%), or unspecified cervical spine injuries (10.0%).

Catastrophic Brain Injuries with Incomplete Recovery

During 2023 there were 5 catastrophic brain injuries with incomplete neurological recovery, and 1 with complete recovery. During the five-year period from 2019-2023, there were 27 brain injuries which resulted in incomplete recovery (6, 3, 6, 7, and 5, respectively, Table IV). All 27 of the injuries occurred at the middle and high school level. The five-year average number of brain injuries with incomplete neurological recovery has increased since 1984-19988 from 4.0 to 5.4 in 2019-2023 (Table IV and Figure I).

For the approximately 4,200,000 participants per year, the rate of brain injuries with incomplete neurological recovery during 2019 to 2023 was 0.13 per 100,000 participants (95% CI: 0.02 to 0.24). Annual rates for high school ranged from 0.27 per 100,000 in 2020 to 0.64 per 100,000 in 2022 (Table V). There were no collegiate events during the 5-year period.

Since 1984, 33.6% of players with catastrophic brain injuries with incomplete recovery were on the defensive side of the ball, 25.2% were on the offensive side, 7.6% were playing special teams, and 33.2% were unknown (Table VI). The pattern over the past 10 years has not changed substantially; there were fewer defensive side in the most recent 5-year period 2019-2023 compared to the previous 5-year period (Figure 2b). During the 6-year period from 2018-2023, linebacker continues to be the most frequent position associated with brain injuries with incomplete recovery (21.2%) followed by tight end/wide receiver (12.1%) and running back

(9.1%) (Table VIb). The overwhelming majority occurred during competition (93.9%) followed by practice (3.0%) and scrimmage (3.0%). Tackling (15.2%), being tackled (12.1%) and blocking (6.1%) were the most frequent activity at the time of the injury. However, for almost half (51.5%) the activity was not known: general play 12.1% or unknown 39.4%. Unlike cervical spine/cord injuries where the activity is often known, activities associated with catastrophic brain/head injuries are difficult to classify as athlete's often collapse on the sideline or away from the ball in play. Most of the events were brain hemorrhages (30.3%) followed by subdural/epidural hematomas (21.2%), skull fracture (3.0%), or unspecified traumatic brain injuries (42.4%).

Characteristics of All Catastrophic Traumatic Injuries 2018-2023

During the six-year period 2018-2023, there were a total of 159 nonfatal catastrophic football-related injuries captured by NCCSIR – an average of 26.5 injuries per year over the 6-year period. Yearly totals were as follows: 31 in 2018, 26 in 2019, 12 in 2020, 23 in 2021, 35 in 2022, and 32 in 2023. *Note that many schools—high school and collegiate—cancelled or postponed their fall 2020 football season till spring 2021 due to COVID-19.* Most injuries (54.2%, n=84) had incomplete recovery while 45.8% (n=71) had complete recovery (Table VII). The majority of injuries were cervical spine/cord (42.8%, n=68) followed by head/brain (27.0%, n=43). Other injuries included: internal organ (n=18), thoracic/lumbar spine/cord (n=14), lung (n=7), hit in the chest (n=2), and eye injury with vision loss (n=1).

The majority over the 6-year period were among middle school and high school athletes (71.1%); this pattern held across each of the 2-year periods (Table VII). The pattern for collegiate events was also consistent across each of the 2-year periods. Events occurred during

competitions (82.9%) and tackling (27.7%) and being tackled (23.9%) remained the most frequent activity associated with catastrophic injury during this period.

DISCUSSION

Note that many schools—high school and collegiate—cancelled or postponed their fall 2020 football season till spring 2021 due to COVID-19. Comparisons over time do not account for this modification in the season.

For the past 50 years there have been a total of 401 football players with incomplete neurological recovery from cervical spine/cord injuries. The majority of these injuries have been to high school/middle school (79.6%) and collegiate (13.7%) players. These data indicate a reduction in the number of cervical cord injuries with incomplete neurological recovery when compared to data published in the early 1970's: 5-year average of 19.8 from 1971-1975 (Torg, Truex et al. 1979) versus 5.4 from 2019-2023. The most recent years 2022 and 2023 indicate 8 and 7 injuries per year with incomplete neurological recovery from cervical spine/cord injuries and continued surveillance of these injuries is critical for monitoring and prevention.

Since 1984, there have been 238 brain injuries with incomplete recovery. If the cervical cord injuries and the brain injuries with incomplete recovery are combined, the number of incomplete recovery cervical and brain injuries from 1984 to 2023 was 566—an average of 12.9 injuries per year with incomplete recovery over the past 44 years. Coaches, players, athletic trainers, physicians and administrators must continue efforts to prevent spinal cord and brain disability injuries among football players at all levels of play.

From 2019-2023, there were 27 brain injuries with incomplete neurological recovery at the middle and high school level—an average of 5.4 per year. While the number of football-

related catastrophic brain deaths decreased from 1974 to 2013, non-fatal catastrophic brain injuries with incomplete recovery increased (Figure IIIb – note non-fatal brain injury data collection not started until 1984). This decrease in the number of fatalities along with increase in non-fatalities may be reflective of improvements in equipment, medical care, rule changes and coaching techniques which may result in a less severe outcome. The increase in non-fatal may also be reflective of increased attention and reporting in the football and sports medicine communities. However, the most recent decade from 2014-2023 indicated an increase in the number of fatal brain injuries (32 versus 30) and a decrease in nonfatal brain injuries with incomplete recovery (80 versus 137) compared to 2004-2013. We observed similar patterns in cervical spine fatalities and non-fatalities with incomplete recovery (Figure IIIa).

As indicated in past reports, a majority of the cervical spine/cord injuries with incomplete recovery are taking place in games. Table III indicates that when comparing cervical cord injuries between offensive and defensive players, it is safer playing offensive football. Defensive backs continue to be injured at a higher rate than other positions and a majority of the defensive players were tackling when injured. During this time period over half of the cervical spine/cord injuries with incomplete recovery were related to tackling. Despite efforts to teach players to tackle with the head up and new rules and penalties for targeting, this report indicates that players still lower their heads before making contact—a frequent mechanism of catastrophic brain and cervical spine/cord injuries. This report indicates that 16 players suffered cervical cord/spine or brain injuries due to head-first/down contact: 2 in 2018, 3 in 2019, 2 in 2020, 4 in 2021, 2 in 2022, and 6 in 2023. Note in 2022, there were 2 events inadvertent/accidental head-first contact. Head-first/head down contact was identified as contributing to eight of the 28 deaths (29%) captured in high school and college football from 2005-2014 (Kucera et al. 2017).

This emphasizes the importance of instruction in proper tackling techniques (both delivery and receipt of tackles) for all players, but particularly for running backs, linebackers, and defensive backs. Football is a collision sport played at high velocity, and players must act and react quickly. In such situations, new techniques might be difficult to deploy, resulting in players possibly reverting to past behaviors and reactions unless coaches routinely intervene to correct their technique (Kucera et al. 2017). These findings illustrate the importance of keeping the head up when tackling as well as when blocking and ball carrying.

Educational programs that focus on safer tackling techniques are available (e.g., USA Football's Heads Up Football (<http://usafootball.com/headsup>); University of New Hampshire's Helmetless Tackling Training, or HUTT™ Technique (<http://www.unh.edu/unhtoday/2014/11/keeping-their-heads-out-game>)). Recently national and state high school associations have recommended limiting both the frequency and duration of full contact in football practices (NFHS 2014). As of 2016 a total of 44 state high school associations had enacted policies to limit some full-contact football practices (Concussion Legacy Foundation, 2016). In February 2019, New Jersey set more conservative limits decreasing full contact during practices from 90 minutes to 15 minutes per week and a total of 6 hours of full contact practice during the 3 week preseason (Bogage 2019).

In 2016, the kickoff line was moved from the 35-yd to the 40-yd line and the touchback line was moved from the 25-yd to the 20-yd line. The intention was to have more kickoffs land in the end zone and thereby reduce the likelihood the receiving player will advance the ball, thus increasing touchbacks. The kickoff rule change in Ivy League football was associated with a reduction in concussions: 7.51 fewer concussions occurred for every 1000 kickoff plays after versus before the rule change (Wiebe et al. 2018).

Prompt recognition and management are critical steps to ensuring the best outcome in the event of a catastrophic injury (Courson et al. 2020). Venue specific written emergency action plans, access to athletic trainers whenever possible, and presence of EMS during football games are important elements of preparedness. However, even in the presence of these plans and resources, situations occur that can delay initial response and management but also delay advanced medical care. For example, in 2022 a high school football player was injured and “EMS was called but took nearly an hour to get the athlete out of the athletic facility due to cars blocking the entry points.” A pregame emergency action plan review between coaching, venue, medical, and emergency staff is a critical step in ensuring the best outcome after a catastrophic injury (NCHSAA 2019).

STRENGTHS AND LIMITATIONS

The following strengths and limitations should be noted. Annual totals are continually updated as cases are found and/or reported, therefore the numbers in this report may not match those in past reports. All events have been reviewed for inclusion in this report. Research based on reliable data is essential if progress is to be made. Surveillance of non-fatal catastrophic injuries on a national scale is challenging. Given the heavy reliance on media reports to identify cases, we recognize that these numbers represent an underestimate of the true number of these events, particularly for the events with incomplete or full recovery. These numbers likely represent the “tip of the iceberg” and the true number of non-fatal catastrophic injuries, both incomplete and full recovery injuries, is not known. In January of 2015 **NCCSIR and the Consortium developed a national centralized reporting site where anyone can report a catastrophic injury or illness event: <https://www.sportinjuryreport.org/>**. This site is the

result of a collaborative effort between NCCSIR and the Consortium and is a major step towards improving the capture of the catastrophic sport injury and illness events and increasing our understanding about how they can be prevented.

Given these limitations, the NCCSIR has been collecting catastrophic football injury data at the University of North Carolina at Chapel Hill for fatalities since 1966 and for nonfatal disabling and serious injuries since 1977. Data collection efforts revealed a reduction of football fatalities from 35 in 1968 to zero in 1990 and a reduction of cervical cord injuries from 30 per year in the late 1960s to less than 15 per year since 1991. Football catastrophic injuries may never be totally eliminated, but ongoing surveillance and research efforts has resulted in rule changes, equipment standards, improved medical care both on and off the playing field, and changes in teaching the fundamental techniques of the game. These changes were the result of a united effort by coaches, administrators, researchers, equipment manufacturers, physicians, athletic trainers and players. NCCSIR will continue to collect this data and to make safety recommendations to the NFHS, the NCAA, and youth football programs.

RECOMMENDATIONS

Specific recommendations resulting from the current report are as follows:

1. **Preseason physical exams:** Mandatory medical examinations and medical history should be passed before allowing an athlete to participate in football. The NCAA requires a thorough medical examination when the athlete first enters the college athletic program and an annual health history update with use of referral exams when warranted. If the physician or coach has any questions about the athlete's readiness to participate, the

athlete should not be allowed to play. High school coaches should follow the recommendations set by their State High School Association. Most state associations require the use of their own medical examination form.

2. **Conditioning:** All personnel involved with training football athletes should emphasize proper, gradual, and sport-specific physical conditioning. Athletes must be given proper conditioning exercises that will strengthen bodies to withstand the workloads and energy expenditure throughout the game given their positions and time played. Strengthening their necks in order to hold their heads in proper position when tackling and to absorb impact energy to control head movement is important. Players should also have appropriate flexibility and range of motion of the shoulder and neck complex. These preparatory activities can provide the athlete with the ability sustain good tackling and athletic skills throughout the game situations.
3. **Skills:** Coaches should teach and drill the athletes in the proper execution of the fundamental skills, particularly blocking and tackling. Players should keep their head up while tackling and running with the ball. Contact should never be initiated with the top or crown of the head/helmet. Initial contact should never be made with the head/helmet or face mask. Research is needed to analyze the mechanisms of impacts during competitions and practices that lead to fatal and catastrophic events.
4. **Rules:** Rules are in place to protect defenseless players, the tackler initiating contact, and the ball carrier. Coaches and game officials should discourage the players from using their helmets in initiating contact when blocking and tackling. The rules prohibiting spearing and targeting should be enforced in practice and in games. The players should be taught and held accountable through the rules of play, film sessions, and on the

practice field to respect the helmet as a protective device and that the helmet should not be used to initiate contact or as a weapon.

5. **Equipment:** All coaches, equipment managers, athletic trainers, and physicians should take special care to see that players equipment is properly fitted, particularly the helmet. Players should be educated about the use and care of the helmet and other protective equipment and adhere to proper fit guidelines and proper use as outlined by the manufacturer.
6. **Medical care and emergency preparedness:** Emergency measures must be in place for all games and practice sessions. Whenever possible certified athletic trainers should be present for all football practices and games. Physicians should be onsite or accessible for all practices and onsite for all games. Have a venue-specific, written emergency action plan and ensure all personnel have copies and review and rehearse the plan annually. The CDC has guidelines and templates for these plans (<http://www.cdc.gov/niosh/docs/2004-101/emrgact/emrgact1.html>). NCAA and the NFHS have guidelines for these plans at the following websites: www.nfhs.org and www.ncaa.org. NATA also has published evidence-based recommendations for emergency planning (<https://meridian.allenpress.com/jat/article/59/6/570/501508/National-Athletic-Trainers-Association-Position>). In addition to emergency action plans, pre-game emergency plan review meetings with all relevant coaching, venue, medical, and emergency staff ensure optimal readiness and that all relevant staff know their role in an emergency (NCHSAA 2019). Examples of pregame meeting reports can be found here: https://coachesinsider.com/wp-content/uploads/2022/03/NCHSAA_Pre-game_EAP_Review_Report.pdf

7. **Brain Injury and Concussion:** A brain injury, including concussions, can be caused either by a direct blow to the head, face, neck or elsewhere on the body with an impulsive force transmitted to the head. This sudden impact or movement of the brain can cause stretching and tearing of brain cells, damaging the cells and create chemical changes in the brain.
- a. Signs & Symptoms: When a player has experienced or shown signs and symptoms of head trauma (such as a change in the athlete’s behavior, thinking, or physical functioning), they should receive immediate medical attention from an appropriate medical provider and should not be allowed to return to practice or game without an evaluation by an appropriate medical provider and permission from a physician if diagnosed with a brain injury.
 - b. Reporting & Care: Some cases associated with brain trauma reported that players complained of symptoms or had a previous concussion prior to their catastrophic injury. The team physician, athletic trainer, or coach should ensure players understand signs and symptoms of concussion and brain trauma. Players should also be encouraged to inform the team physician, athletic trainer, or coach if they are experiencing any of the signs or symptoms of brain trauma outlined by the CDC. Heads Up on Concussion in Sports: *Information for Parents, Coaches, and School & Sports Professionals*. Available at:
<http://www.cdc.gov/headsup/index.html>
 - c. Management & Return to Play: Medical staff must have the unchallengeable authority to assess and make medical decisions for head injuries. Coaches should never make the decision whether a player has a concussion or return the player

back to a game or active participation in a practice if that player is experiencing signs or symptoms of brain trauma. In rare cases, an athlete who has not recovered from a concussion and returned to play and receives another severe hit can experience second impact syndrome.

- d. Policies: All athletes and athletic personnel should follow the state, NFHS, NCAA, or NFL policies related to concussion prevention, identification, management, and return to play depending on their level of play. See the following CDC resource for a list of states with concussion policies: Get a Heads Up on Concussion in Sports Policies: *Information for Parents, Coaches, and School & Sports Professionals*. Available at:
<http://www.cdc.gov/headsup/policy/index.html>

For the most up to date information on concussion management please refer to the updated Consensus Statement on Concussion in Sport: the 6th International Conference on Concussion in Sport held in Amsterdam, October of 2022 (Patricios et al. 2023 available at <https://bjsm.bmj.com/content/57/11/695>).

Over the last decade, sport governing bodies have adopted new or modified playing rules for football to protect defenseless players, remove targeting from the game, eliminate dangerous play, stoppage of play for injured players to ensure medical care can be accessed for injuries, and limits on full contact during preseason and inseason practices. In addition, these same governing bodies have published best practices for prevention, recognition, management and return to

play for athletes with suspected concussion, spine and brain injuries. Member institutions of these organizations should implement these best practices.

NFHS rules changes affecting risk, (1982-2023). Available at:

<https://www.nfhs.org/media/7212323/1982-2023-nfhs-risk-minimization-rules-final.pdf>

NCAA rules for football and all sports are available at:

<https://www.ncaapublications.com/p-4669-2023-ncaa-football-rules-book.aspx>

NCAA Football Practice Guidelines: Year-Round Football Practice Contact Guidelines (<http://www.ncaa.org/health-and-safety/football-practice-guidelines>).

The Safety in College Football Summit. Inter-association consensus guidelines for three paramount safety issues in collegiate athletics:

1. Independent medical care in the collegiate setting
2. Concussion diagnosis and management
3. Football practice contact.

NFL timeline of rule changes related to health and safety. Available at:

<http://static.nfl.com/static/content/public/photo/2015/11/12/0ap3000000578872.pdf>

8. **Cervical Cord and Spine Injuries:** Early recognition, prompt medical evaluation and management of cervical cord and spine injuries is critical for preventing permanent disability and death. Certified athletic trainers are trained to recognize and manage these

injuries and whenever possible should be present for all football practices and games. For the most up to date information on management and prevention of these injuries see the following websites:

National Athletic Trainers Association (NATA) Consensus Statement:

<https://meridian.allenpress.com/jat/article/55/6/563/438476/Consensus-Recommendations-on-the-Prehospital-Care> (Mills et al. 2020)

The Spine Injury in Sport Group is comprised of 25 medical bodies and sport organizations and published best practice guidelines for prehospital care and management of football players with suspected spine injuries:

<https://meridian.allenpress.com/jat/article/55/6/545/438481/Best-Practices-and-Current-Care-Concepts-in> (Courson et al. 2020).

Kory Stringer Institute: <https://ksi.uconn.edu/emergency-conditions/cervical-spine-injury/>

9. **Internal Organ Injuries:** Like cervical cord and spinal injuries, early recognition and prompt medical evaluation and treatment of internal organ injuries is critical for ensuring the best possible outcome. Emergency action plans, access to certified athletic trainers, and on-site medical services for competitions constitute best practices for these injuries. A better understanding of the activities and mechanisms associated with these injuries and use of protective gear worn is needed for prevention. Wearing protective gear (e.g., padded belt or shirt) that extends beyond the bottom of the shoulder pads to cover the torso may protect internal organs from direct contact.

REFERENCES

Albright, J., J. Moses, H. Feldick, K. Dolan and L. Burmeister (1976). "Nonfatal cervical spine injuries in interscholastic football." *Journal of the American Medical Association* 236(11): 1243-1245.

Bogage, Jacob. "New Jersey limits high school football practices to 15 minutes of tackling per week." *Washington Post*, 2/14/19: https://www.washingtonpost.com/sports/2019/02/14/new-jersey-limits-high-school-football-practices-minutes-tackling-per-week/?noredirect=on&utm_term=.573773ed9ffd

Concussion Legacy Foundation. "High School Football Players Suffering Easily Preventable Concussions, Audit by Parent Advocacy Group Finds." 11/16/2016. Link: <https://concussionfoundation.org/media/press-releases/high-school-football-players-concussion-risk>

Courson R, Ellis J, Herring SA, et al (2020). "Best Practices and Current Care Concepts in Prehospital Care of the Spine-Injured Athlete in American Tackle Football March 2-3, 2019; Atlanta, GA." *Journal of Athletic Training* 55(6): 545-562. doi:10.4085/1062-6050-430-19

Gardner, R. B. and B. Colgate (2013). 2013 NFHS Football Rules Book. Indianapolis, IN, National Federation of State High School Associations: pp. 112.

Gardner, R. B. and B. Colgate (2014). 2014 NFHS Football Rules Book. Indianapolis, IN, National Federation of State High School Associations: pp. 112.

Gardner, R. B. and B. Colgate (2015). 2015 NFHS Football Rules Book. Indianapolis, IN, National Federation of State High School Associations: pp. 112.

Gardner, R. B. and B. Colgate (2017). 2017 NFHS Football Rules Book. Indianapolis, IN, National Federation of State High School Associations: pp. 112.

Kucera KL, Currie DW, Wasserman E, Kerr ZY, Thomas LC, Paul S, Comstock RD (2019). "Incidence of sport-related internal organ injuries due to direct contact mechanisms among high school and collegiate athletic participants across three national surveillance systems." *Journal of Athletic Training* 54(2): 152-164. <https://doi.org/10.4085/1062-6050-271-17>.

Kucera, K.L., Yau, R.K., Register-Mihalik, J., Marshall, S.W., Thomas, L.C., Wolf, S., Mueller, F.O., Cantu, R., Guskiewicz, K (2017). "Traumatic Brain and Spinal Cord Fatalities Among High School and College Football Players — United States, 2005–2014." *MMWR Morbidity and Mortality Weekly Report* 65:1465–1469. DOI: <http://dx.doi.org/10.15585/mmwr.mm6552a2>.

McCrorry, P., W. Meeuwisse, J. Dvořák, M. Aubry, J. Bailes, S. Broglio, R. Cantu, D. Cassidy, R. Echemendia, R. Castellani, G. Davis, R. Ellenbogen, C. Emery, L. Engebretsen, N. Feddermann-Demont, C. Giza, K. Guskiewicz, S. Herring, G. Iverson, K. Johnston, J. Kissick, J. Kutcher, J. Leddy, D. Maddocks, M. Makdissi, G. Manley, M. McCrea, W. Meehan, S. Nagahiro, J. Patricios, M. Putukian, K. Schneider, A. Sills, C. Tator, M. Turner and P. Vos (2017). "Consensus statement on concussion in sport—the 5th international conference on

concussion in sport held in Berlin, October 2016." *British Journal of Sports Medicine* 51(11): 838-847.

Mills BM, Conrick KM, Anderson S, Bailes J, Boden BP, Conway D, Ellis J, Feld F, Grant M, Hainline B, Henry G, Herring SA, Hsu WK, Isakov A, Lindley TR, McNamara L, Mihalik JP, Neal TL, Putukian M, Rivara FP, Sills AK, Swartz EE, Vavilala MS, Courson R (2020). Consensus Recommendations on the Prehospital Care of the Injured Athlete With a Suspected Catastrophic Cervical Spine Injury. *Journal of Athletic Training* 55 (6): 563–572. doi: <https://doi.org/10.4085/1062-6050-0434.19>

Mueller, F. O. and D. C. Arnold (1978). 1977 Survey of Catastrophic Head and Neck Football Injuries. Chapel Hill, NC, The University of North Carolina at Chapel Hill: pp. 5.

Mueller, F.O. & Colgate, B. (2011). *Annual Survey of Football Injury Research: 1931-2010*. American Football Coaches Association, National Collegiate Athletics Association, & National Federation of State High School Associations. Waco, TX, Indianapolis, IN.

Mueller, F.O. & Colgate, B. (2012). *Annual Survey of Football Injury Research: 1931-2011*. American Football Coaches Association, National Collegiate Athletics Association, & National Federation of State High School Associations. Waco, TX, Indianapolis, IN.

Mueller, F.O. and B. Colgate (2013). *Annual Survey of Football Injury Research: 1931-2012*. Waco, TX, and Indianapolis, IN, American Football Coaches Association, National Collegiate Athletics Association, & National Federation of State High School Associations: pp. 31.

National Collegiate Athletic Association (2016). Interassociation Consensus: Year-round Football Practice Contact for College Student-Athletes Recommendations. National Collegiate Athletic Association Sport Science Institute: 1-16 pp. Link: https://www.ncaa.org/sites/default/files/Year%20Round%20Football%20Practice%20Contact%20Recommendations_2017011.pdf.

National Collegiate Athletic Association (2019). Interassociation Recommendations Preventing Catastrophic Injury and Death in Collegiate Athletes. National Collegiate Athletic Association Sport Science Institute: 1-21 pp. Link: https://ncaaorg.s3.amazonaws.com/ssi/injury_prev/SSI_PreventingCatastrophicInjuryBooklet.pdf.

National Federation of State High School Associations (NFHS). Recommendations and Guidelines for Minimizing Head Impact Exposure and Concussion Risk in Football. National Federation of State High School Associations Report from the July 2014 NFHS Concussion Summit Task Force Indianapolis, IN: 1-6 pp. Link: https://www.nfhs.org/media/1014884/2014_nfhs_recommendations_and_guidelines_for_minimizing_head_impact_october_2014.pdf

North Carolina High School Athletic Association (NCHSAA), “Purpose of the Pregame EAP Review (PEAPR)”, July 2019. Accessed 6/15/2023: https://www.nchsaa.org/sites/default/files/attachments/NCHSAA_Pregame_EAP_Review_Purpose.pdf

Patricios, J.S., Schneider, K.J., Dvorak, J., et al. Consensus statement on concussion in sport: the 6th International Conference on Concussion in Sport-Amsterdam, October 2022. *Br J Sports Med.* 2023;57(11):695-711. doi:10.1136/bjsports-2023-106898 (direct link: <https://bjsm.bmj.com/content/57/11/695>)

Samantha E. Scarneo-Miller, Yuri Hosokawa, Jonathan A. Drezner, Rebecca M. Hirschhorn, Darryl P. Conway, Gregory A. Elkins, Michael N. Hopper, Edward J. Strapp; National Athletic Trainers' Association Position Statement: Emergency Action Plan Development and Implementation in Sport. *J Athl Train* 1 June 2024; 59 (6): 570–583. doi: <https://doi.org/10.4085/1062-6050-0521.23>

Schneider, R. C. (1973). *Head and Neck Injuries in Football*. Baltimore, William and Wilkins Co.

Torg, J. S., R. Truex, Jr, T. C. Quedenfeld, A. Burstein, A. Spealman, C. Nichols and Iii (1979). "The national football head and neck injury registry: Report and conclusions 1978." *Journal of the American Medical Association* 241(14): 1477-1479.

Torg, J., J. Vegso, B. Sennett and M. Das (1985). "The National Football Head and Neck Injury Registry. 14-year report on cervical quadriplegia, 1971 through 1984." *Journal of the American Medical Association* 254(24): 3439-3443.

Wiebe D.J., D'Alonzo B.A., Harris R., Putukian M., Campbell-McGovern C. Association Between the Experimental Kickoff Rule and Concussion Rates in Ivy League Football. *JAMA*. 2018 Nov 20;320(19):2035-2036. doi:10.1001/jama.2018.14165.

Table I. Catastrophic Football Cervical Cord Injuries with Incomplete Recovery, 1977-

2023*

Year	Organized youth	Pro & Semi-pro	Middle & High School	College	Total	5-year average
1977	0	0	10	2	12	
1978	0	0	12	0	12	NA
1979	0	0	6	3	9	
1980	0	0	10	2	12	
1981	1	0	5	2	8	
1982	0	1	6	2	9	
1983	0	0	10	1	11	9.8
1984	1	0	5	0	6	
1985	0	0	8	3	11	
1986	0	1	4	0	5	
1987	0	0	11	0	11	
1988	0	0	11	1	12	9.0
1989	0	0	13	2	15	
1990	0	0	11	2	13	
1991	0	1	1	0	2	
1992	0	1	7	0	8	
1993	1	1	5	0	7	9.0
1994	0	0	1	1	2	
1995	0	0	8	1	9	
1996	0	0	6	3	9	
1997	1	0	9	1	11	
1998	0	0	4	0	4	7.0
1999	1	0	8	1	10	
2000	0	0	6	1	7	
2001	0	0	8	0	8	
2002	0	0	6	1	7	
2003	0	1	8	1	10	8.4
2004	1	1	10	1	13	
2005	0	0	4	0	4	
2006	0	0	9	2	11	
2007	1	2	5	0	8	
2008	0	3	11	0	14	10.0
2009	0	1	9	1	11	
2010	0	0	5	5	10	
2011	1	1	5	0	7	

Year	Organized youth	Pro & Semi-pro	Middle & High School	College	Total	5-year average
2012	0	0	2	3	5	
2013	2	0	8	0	10	8.6
2014	0	0	2	1	3	
2015	0	0	7	3	10	
2016	0	0	4	0	4	
2017	1	0	8	1	10	
2018	0	1	8	4	13	8.0
2019	1	0	4	1	6	
2020	0	0	1	0	1	
2021	0	0	5	0	5	
2022	0	0	8	0	8	
2023	0	0	5	2	7	5.4
Total	12	15	319	55	401	
Percent	3.0%	3.7%	79.6%	13.7%	100.0%	

* Annual counts are updated annually due to new cases investigated after publication.

^a Many schools cancelled or postponed their Fall 2020 football season till spring 2021 due to COVID-19.

Table II. Incidence of Catastrophic Football Cervical Cord Injuries with Incomplete Recovery per 100,000 Participants, 1977-2023

Year	Middle & high school¹	College²
1977	1.00	2.67
1978	1.20	0.00
1979	0.60	4.00
1980	1.00	2.67
1981	0.50	2.67
1982	0.60	2.67
1983	1.00	1.33
1984	0.50	0.00
1985	0.62	4.00
1986	0.31	0.00
1987	0.85	0.00
1988	0.85	1.33
1989	1.00	2.67
1990	0.85	2.67
1991	0.08	0.00
1992	0.54	0.00
1993	0.38	0.00
1994	0.08	1.33
1995	0.62	1.33
1996	0.46	4.00
1997	0.69	1.33
1998	0.31	0.00
1999	0.62	1.33
2000	0.46	1.33
2001	0.62	0.00
2002	0.46	1.33
2003	0.62	1.33
2004	0.77	1.33
2005	0.31	0.00
2006	0.69	2.67
2007	0.38	0.00
2008	0.85	0.00
2009	0.69	1.33
2010	0.38	6.67
2011	0.33	0.00
2012	0.18	4.00
2013	0.73	0.00
2014	0.18	1.33
2015	0.64	4.00
2016	0.36	0.00
2017	0.73	1.33

Year	Middle & high school¹	College²
2018	0.73	5.33
2019	0.36	1.33
2020	0.09	0.00
2021	0.45	0.00
2022	0.73	0.00
2023	0.45	2.67

¹Rates based on 1, 1.3, 1.5 and 1.1 million in 1968-1984, 1985-2010, 2011 and 2012-2022, respectively, for players grades 9-12.

²Rates based on 75,000 in all years for college players.

³Many schools cancelled or postponed their Fall 2020 football season till spring 2021 due to COVID-19. Rate denominators were not adjusted for these differences.

Note: Rates with number of incidents less than 5 should be interpreted with caution.

Table III. Characteristics of Catastrophic Football Cervical Cord Injuries with Incomplete Recovery, 1977-2023

Characteristics	Organized youth		Pro & Semi-Pro		Middle & High school		College		All	
	N	%	N	%	N	%	N	%	N	%
Type of Activity										
Being blocked	0	0.0%	0	0.0%	3	0.9%	1	1.9%	4	1.0%
Being tackled	1	8.3%	3	20.0%	37	11.6%	4	7.4%	45	11.3%
Blocking	1	8.3%	1	6.7%	17	5.3%	6	11.1%	25	6.3%
General play	3	25.0%	0	0.0%	15	4.7%	3	5.6%	21	5.3%
Loose ball	0	0.0%	0	0.0%	1	0.3%	1	1.9%	2	0.5%
Receiving pass	0	0.0%	0	0.0%	2	0.6%	1	1.9%	3	0.8%
Tackling	5	41.7%	10	66.7%	205	64.3%	36	66.7%	256	64.0%
Other	0	0.0%	0	0.0%	1	0.3%	0	0.0%	1	0.3%
Unknown	2	16.7%	1	6.7%	38	11.9%	2	3.7%	43	10.8%
Type of Session										
Competition/Game	9	75.0%	13	86.7%	241	75.5%	38	70.4%	301	75.3%
Practice	3	25.0%	2	13.3%	52	16.3%	13	24.1%	70	17.5%
Scrimmage	0	0.0%	0	0.0%	11	3.4%	2	3.7%	13	3.3%
Unknown	0	0.0%	0	0.0%	15	4.7%	1	1.9%	16	4.0%
Suspected Cause										
Contusion (Hematoma)	1	8.3%	0	0.0%	8	2.5%	1	1.9%	10	2.5%
Fracture	8	66.7%	14	93.3%	260	81.5%	44	81.5%	326	81.5%
Miscellaneous	1	8.3%	1	6.7%	29	9.1%	5	9.3%	36	9.0%
Nervous System	2	16.7%	0	0.0%	21	6.6%	4	7.4%	27	6.8%
Strain/Tear	0	0.0%	0	0.0%	1	0.3%	0	0.0%	1	0.3%
Position										
Defensive Lineman	1	8.3%	3	20.0%	18	5.6%	3	5.6%	25	6.3%
Defensive back	1	8.3%	2	13.3%	96	30.1%	25	46.3%	124	31.0%
Kicker/punter	0	0.0%	0	0.0%	1	0.3%	0	0.0%	1	0.3%
Kickoff/punt coverage	0	0.0%	4	26.7%	20	6.3%	5	9.3%	29	7.3%
Kickoff/punt return	0	0.0%	0	0.0%	11	3.4%	1	1.9%	12	3.0%
Linebacker	0	0.0%	0	0.0%	38	11.9%	9	16.7%	47	11.8%
Offensive Lineman	0	0.0%	2	13.3%	4	1.3%	2	3.7%	8	2.0%
Quarterback	0	0.0%	1	6.7%	12	3.8%	1	1.9%	14	3.5%
Running back	1	8.3%	2	13.3%	22	6.9%	1	1.9%	26	6.5%
Tight end/Wide receiver	0	0.0%	1	6.7%	15	4.7%	5	9.3%	21	5.3%
Other	1	8.3%	0	0.0%	2	0.6%	0	0.0%	3	0.8%
Unknown	8	66.7%	0	0.0%	80	25.1%	2	3.7%	90	22.5%
Offense or Defense										
Defense	3	25.0%	5	33.3%	153	48.0%	37	68.5%	198	49.5%
Offense	1	8.3%	6	40.0%	53	16.6%	9	16.7%	69	17.3%

Characteristics	Organized youth		Pro & Semi-Pro		Middle & High school		College		All	
	N	%	N	%	N	%	N	%	N	%
Special Teams	0	0.0%	4	26.7%	32	10.0%	6	11.1%	42	10.5%
Unknown	8	66.7%	0	0.0%	81	25.4%	2	3.7%	91	22.8%
Location of Injury										
Competitive Venue	4	33.3%	3	20.0%	106	33.2%	26	48.1%	139	34.8%
School Athletic Facility	0	0.0%	0	0.0%	4	1.3%	2	3.7%	6	1.5%
Unknown	8	66.7%	12	80.0%	209	65.5%	26	48.1%	255	63.8%
Total	12	100.0%	15	100.0%	319	100.0%	54	100.0%	400	100.0%

**Table IIIb. Characteristics of Catastrophic Football Cervical Cord Injuries with
Incomplete Recovery, 2018-2023**

Characteristics	Organized youth		Pro & Semi-Pro		Middle & High school		College		All	
	N	%	N	%	N	%	N	%	N	%
Type of Activity										
Being tackled	0	0.0%	0	0.0%	7	22.6%	1	14.3%	8	20.0%
Blocking	0	0.0%	0	0.0%	1	3.2%	2	28.6%	3	7.5%
General play	0	0.0%	0	0.0%	1	3.2%	0	0.0%	1	2.5%
Tackling	1	100.0%	0	0.0%	15	48.4%	4	57.1%	20	50.0%
Other	0	0.0%	0	0.0%	1	3.2%	0	0.0%	1	2.5%
Unknown	0	0.0%	1	100.0%	6	19.4%	0	0.0%	7	17.5%
Type of Session										
Competition/Game	1	100.0%	1	100.0%	26	83.9%	5	71.4%	33	82.5%
Practice	0	0.0%	0	0.0%	3	9.7%	0	0.0%	3	7.5%
Scrimmage	0	0.0%	0	0.0%	2	6.5%	2	28.6%	4	10.0%
Suspected Cause										
Contusion (Hematoma)	0	0.0%	0	0.0%	2	6.5%	0	0.0%	2	5.0%
Fracture	0	0.0%	1	100.0%	11	35.5%	3	42.9%	15	37.5%
Miscellaneous	0	0.0%	0	0.0%	3	9.7%	1	14.3%	4	10.0%
Nervous System	1	100.0%	0	0.0%	15	48.4%	3	42.9%	19	47.5%
Diagnosis										
Cervical Spinal Cord Contusion	0	0.0%	0	0.0%	2	6.5%	0	0.0%	2	5.0%
Cervical Spinal Cord/Nerve Injury	1	100.0%	0	0.0%	14	45.2%	3	42.9%	18	45.0%
Cervical Spine Disc Injury	0	0.0%	0	0.0%	1	3.2%	0	0.0%	1	2.5%
Cervical Spine Fracture	0	0.0%	1	100.0%	11	35.5%	3	42.9%	15	37.5%
Cervical Spine Injury, n.s.	0	0.0%	0	0.0%	3	9.7%	1	14.3%	4	10.0%
Position										
Defensive Lineman	0	0.0%	0	0.0%	2	6.5%	1	14.3%	3	7.5%
Defensive back	0	0.0%	0	0.0%	8	25.8%	2	28.6%	10	25.0%
Kickoff/punt coverage	0	0.0%	0	0.0%	1	3.2%	0	0.0%	1	2.5%
Kickoff/punt return	0	0.0%	0	0.0%	1	3.2%	0	0.0%	1	2.5%
Linebacker	0	0.0%	0	0.0%	3	9.7%	3	42.9%	6	15.0%
Offensive Lineman	0	0.0%	1	100.0%	0	0.0%	1	14.3%	2	5.0%
Quarterback	0	0.0%	0	0.0%	3	9.7%	0	0.0%	3	7.5%
Running back	0	0.0%	0	0.0%	2	6.5%	0	0.0%	2	5.0%
Other	0	0.0%	0	0.0%	1	3.2%	0	0.0%	1	2.5%
Unknown	1	100.0%	0	0.0%	10	32.3%	0	0.0%	11	27.5%
Offense or Defense										
Defense	0	0.0%	0	0.0%	13	41.9%	6	85.7%	19	47.5%
Offense	0	0.0%	1	100.0%	5	16.1%	1	14.3%	7	17.5%
Special Teams	0	0.0%	0	0.0%	2	6.5%	0	0.0%	2	5.0%

Characteristics	Organized youth		Pro & Semi-Pro		Middle & High school		College		All	
	N	%	N	%	N	%	N	%	N	%
Other	0	0.0%	0	0.0%	1	3.2%	0	0.0%	1	2.5%
Unknown	1	100.0%	0	0.0%	10	32.3%	0	0.0%	11	27.5%
Location										
Competitive Venue	1	100.0%	1	100.0%	31	100.0%	6	85.7%	39	97.5%
School Athletic Facility	0	0.0%	0	0.0%	0	0.0%	1	14.3%	1	2.5%
Total	1	100.0%	1	100.0%	31	100.0%	7	100.0%	40	100.0%

Table IV. Catastrophic Football Brain Injuries with Incomplete Recovery, 1984-2023*

Year	Organized youth	Pro & Semi-pro	Middle & High School	College	Total	5-year average
1984	0	0	5	2	7	
1985	0	0	4	1	5	
1986	0	0	1	0	1	
1987	0	0	5	0	5	
1988	0	0	2	0	2	4.0
1989	0	0	3	0	3	
1990	0	0	1	0	1	
1991	0	0	3	1	4	
1992	0	0	4	0	4	
1993	0	0	5	0	5	3.4
1994	0	0	4	1	5	
1995	0	0	5	0	5	
1996	0	0	5	0	5	
1997	0	0	8	1	9	
1998	0	0	4	0	4	5.6
1999	0	0	5	0	5	
2000	0	0	6	1	7	
2001	0	0	2	0	2	
2002	0	0	2	1	3	
2003	0	0	8	1	9	5.2
2004	0	0	3	1	4	
2005	1	0	7	1	9	
2006	0	0	9	0	9	
2007	0	0	6	0	6	
2008	1	1	9	0	11	7.8
2009	0	0	12	0	12	
2010	0	0	6	0	6	
2011	1	0	15	0	16	
2012	0	0	2	0	2	
2013	0	1	8	0	9	9.0
2014	1	0	4	0	5	
2015	0	0	8	0	8	
2016	0	0	9	0	9	
2017	1	0	7	0	8	
2018	0	0	5	1	6	7.2
2019	0	0	6	0	6	
2020	0	0	3	0	3	
2021	0	0	6	0	6	
2022	0	0	7	0	7	

Year	Organized youth	Pro & Semi-pro	Middle & High School	College	Total	5-year average
2023	0	0	5	0	5	5.4
Total	5	2	219	12	238	
Percent	2.1%	0.8%	92.0%	5.0%	100.0%	

* Annual counts are updated annually due to new cases investigated after publication.

^a Many schools cancelled or postponed their Fall 2020 football season till spring 2021 due to COVID-19.

Table V. Incidence of Catastrophic Football Brain Injuries with Incomplete recovery per 100,000 Participants, 1984-2023

Year	Middle & high school¹	College²
1984	0.50	2.67
1985	0.31	1.33
1986	0.08	0.00
1987	0.38	0.00
1988	0.15	0.00
1989	0.23	0.00
1990	0.08	0.00
1991	0.23	1.33
1992	0.31	0.00
1993	0.38	0.00
1994	0.31	1.33
1995	0.38	0.00
1996	0.38	0.00
1997	0.62	1.33
1998	0.31	0.00
1999	0.38	0.00
2000	0.46	1.33
2001	0.15	0.00
2002	0.15	1.33
2003	0.62	1.33
2004	0.23	1.33
2005	0.54	1.33
2006	0.69	0.00
2007	0.46	0.00
2008	0.69	0.00
2009	0.92	0.00
2010	0.46	0.00
2011	1.00	0.00
2012	0.18	0.00
2013	0.73	0.00
2014	0.36	0.00
2015	0.73	0.00
2016	0.82	0.00
2017	0.64	0.00
2018	0.45	1.33
2019	0.55	0.00
2020	0.27	0.00
2021	0.55	0.00

Year	Middle & high school¹	College²
2022	0.64	0.00
2023	0.45	0.00

¹Rates based on 1.3, 1.5 and 1.1 million in 1985-2010, 2011 and 2012-2022, respectively, for players grades 9-12.

²Rates based on 75,000 in all years for college players.

³Many schools cancelled or postponed their Fall 2020 football season till spring 2021 due to COVID-19. Rate denominators were not adjusted for these differences.

Note: Rates with number of incidents less than 5 should be interpreted with caution.

Table VI. Characteristics of Catastrophic Brain Injuries with Incomplete Recovery, 1984-2023

Characteristics	Organized youth		Pro & Semi-Pro		Middle & High school		College		All	
	N	%	N	%	N	%	N	%	N	%
Type of Activity										
Being blocked	0	0.0%	0	0.0%	10	4.6%	3	25.0%	13	5.5%
Being tackled	0	0.0%	0	0.0%	29	13.2%	3	25.0%	32	13.4%
Blocking	0	0.0%	0	0.0%	11	5.0%	2	16.7%	13	5.5%
General play	2	40.0%	1	50.0%	60	27.4%	0	0.0%	63	26.5%
Receiving pass	0	0.0%	0	0.0%	4	1.8%	0	0.0%	4	1.7%
Running	0	0.0%	0	0.0%	2	0.9%	0	0.0%	2	0.8%
Tackling	2	40.0%	0	0.0%	50	22.8%	2	16.7%	54	22.7%
Other	0	0.0%	0	0.0%	3	1.4%	0	0.0%	3	1.3%
Unknown	1	20.0%	1	50.0%	50	22.8%	2	16.7%	54	22.7%
Type of Session										
Competition/Game	4	80.0%	2	100.0%	174	79.5%	7	58.3%	187	78.6%
Practice	1	20.0%	0	0.0%	40	18.3%	5	41.7%	46	19.3%
Scrimmage	0	0.0%	0	0.0%	3	1.4%	0	0.0%	3	1.3%
Other	0	0.0%	0	0.0%	1	0.5%	0	0.0%	1	0.4%
Unknown	0	0.0%	0	0.0%	1	0.5%	0	0.0%	1	0.4%
Suspected Cause										
Contusion (Hematoma)	4	80.0%	0	0.0%	131	59.8%	8	66.7%	143	60.1%
Fracture	0	0.0%	0	0.0%	2	0.9%	0	0.0%	2	0.8%
Hemorrhage/Bleed	0	0.0%	0	0.0%	14	6.4%	0	0.0%	14	5.9%
Miscellaneous	0	0.0%	0	0.0%	4	1.8%	0	0.0%	4	1.7%
Traumatic Brain Injury, nec	1	20.0%	2	100.0%	68	31.1%	4	33.3%	75	31.5%
Position										
Defensive Lineman	0	0.0%	0	0.0%	10	4.6%	1	8.3%	11	4.6%
Defensive back	0	0.0%	0	0.0%	26	11.9%	1	8.3%	27	11.3%
Kicker/punter	0	0.0%	0	0.0%	1	0.5%	1	8.3%	2	0.8%
Kickoff/punt coverage	0	0.0%	0	0.0%	10	4.6%	2	16.7%	12	5.0%
Kickoff/punt return	0	0.0%	0	0.0%	4	1.8%	0	0.0%	4	1.7%
Linebacker	0	0.0%	1	50.0%	39	17.8%	1	8.3%	41	17.2%
Offensive Lineman	0	0.0%	0	0.0%	9	4.1%	1	8.3%	10	4.2%
Quarterback	0	0.0%	0	0.0%	8	3.7%	1	8.3%	9	3.8%
Running back	2	40.0%	0	0.0%	24	11.0%	2	16.7%	28	11.8%
Tight end/Wide receiver	0	0.0%	0	0.0%	11	5.0%	2	16.7%	13	5.5%
Other	0	0.0%	0	0.0%	2	0.9%	0	0.0%	2	0.8%
Unknown	3	60.0%	1	50.0%	75	34.2%	0	0.0%	79	33.2%
Offense or Defense										
Defense	0	0.0%	1	50.0%	76	34.7%	3	25.0%	80	33.6%

Characteristics	Organized youth		Pro & Semi-Pro		Middle & High school		College		All	
	N	%	N	%	N	%	N	%	N	%
Offense	2	40.0%	0	0.0%	52	23.7%	6	50.0%	60	25.2%
Special Teams	0	0.0%	0	0.0%	15	6.8%	3	25.0%	18	7.6%
Other	0	0.0%	0	0.0%	1	0.5%	0	0.0%	1	0.4%
Unknown	3	60.0%	1	50.0%	75	34.2%	0	0.0%	79	33.2%
Location of Injury										
Competitive Venue	2	40.0%	1	50.0%	78	35.6%	4	33.3%	85	35.7%
School Athletic Facility	0	0.0%	0	0.0%	1	0.5%	0	0.0%	1	0.4%
School Campus	0	0.0%	0	0.0%	1	0.5%	0	0.0%	1	0.4%
Unknown	3	60.0%	1	50.0%	139	63.5%	8	66.7%	151	63.4%
Total	5	100.0%	2	100.0%	219	100.0%	12	100.0%	238	100.0%

Table VIIb. Characteristics of Catastrophic Brain Injuries with Incomplete Recovery, 2018-2023

Characteristics	Organized youth		Pro & Semi-Pro		Middle & High school		College		All	
	N	%	N	%	N	%	N	%	N	%
Type of Activity										
Being blocked	0	0.0%	0	0.0%	1	3.1%	1	100.0%	2	6.1%
Being tackled	0	0.0%	0	0.0%	4	12.5%	0	0.0%	4	12.1%
Blocking	0	0.0%	0	0.0%	1	3.1%	0	0.0%	1	3.0%
General play	0	0.0%	0	0.0%	4	12.5%	0	0.0%	4	12.1%
Receiving pass	0	0.0%	0	0.0%	1	3.1%	0	0.0%	1	3.0%
Running	0	0.0%	0	0.0%	1	3.1%	0	0.0%	1	3.0%
Tackling	0	0.0%	0	0.0%	5	15.6%	0	0.0%	5	15.2%
Other	0	0.0%	0	0.0%	2	6.3%	0	0.0%	2	6.1%
Unknown	0	0.0%	0	0.0%	13	40.6%	0	0.0%	13	39.4%
Type of Session										
Competition/Game	0	0.0%	0	0.0%	30	93.8%	1	100.0%	31	93.9%
Practice	0	0.0%	0	0.0%	1	3.1%	0	0.0%	1	3.0%
Scrimmage	0	0.0%	0	0.0%	1	3.1%	0	0.0%	1	3.0%
Suspected Cause										
Contusion (Hematoma)	0	0.0%	0	0.0%	7	21.9%	0	0.0%	7	21.2%
Fracture	0	0.0%	0	0.0%	1	3.1%	0	0.0%	1	3.0%
Hemorrhage/Bleed	0	0.0%	0	0.0%	10	31.3%	0	0.0%	10	30.3%
Miscellaneous	0	0.0%	0	0.0%	1	3.1%	0	0.0%	1	3.0%
Traumatic Brain Injury, nec	0	0.0%	0	0.0%	13	40.6%	1	100.0%	14	42.4%
Diagnosis										
Arteriovenous Malformation (AVM) - Brain	0	0.0%	0	0.0%	1	3.1%	0	0.0%	1	3.0%
Brain Hemorrhage/Bleed	0	0.0%	0	0.0%	10	31.3%	0	0.0%	10	30.3%
Skull Fracture	0	0.0%	0	0.0%	1	3.1%	0	0.0%	1	3.0%
Subdural Hematoma	0	0.0%	0	0.0%	3	9.4%	0	0.0%	3	9.1%
Subdural/Epidural Hematoma	0	0.0%	0	0.0%	4	12.5%	0	0.0%	4	12.1%
Traumatic Brain Injury, nec or n.s.	0	0.0%	0	0.0%	13	40.6%	1	100.0%	14	42.4%
Position										
Defensive Lineman	0	0.0%	0	0.0%	1	3.1%	0	0.0%	1	3.0%
Defensive back	0	0.0%	0	0.0%	2	6.3%	0	0.0%	2	6.1%
Kicker/punter	0	0.0%	0	0.0%	0	0.0%	1	100.0%	1	3.0%
Kickoff/punt return	0	0.0%	0	0.0%	1	3.1%	0	0.0%	1	3.0%
Linebacker	0	0.0%	0	0.0%	7	21.9%	0	0.0%	7	21.2%
Quarterback	0	0.0%	0	0.0%	2	6.3%	0	0.0%	2	6.1%
Running back	0	0.0%	0	0.0%	3	9.4%	0	0.0%	3	9.1%
Tight end/Wide receiver	0	0.0%	0	0.0%	4	12.5%	0	0.0%	4	12.1%

Characteristics	Organized youth		Pro & Semi-Pro		Middle & High school		College		All	
	N	%	N	%	N	%	N	%	N	%
Unknown	0	0.0%	0	0.0%	12	37.5%	0	0.0%	12	36.4%
Offense or Defense										
Defense	0	0.0%	0	0.0%	10	31.3%	0	0.0%	10	30.3%
Offense	0	0.0%	0	0.0%	9	28.1%	0	0.0%	9	27.3%
Special Teams	0	0.0%	0	0.0%	1	3.1%	1	100.0%	2	6.1%
Unknown	0	0.0%	0	0.0%	12	37.5%	0	0.0%	12	36.4%
Location										
Competitive Venue	0	0.0%	0	0.0%	31	96.9%	1	100.0%	32	97.0%
School Campus	0	0.0%	0	0.0%	1	3.1%	0	0.0%	1	3.0%
Total	0	0.0%	0	0.0%	32	100.0%	1	100.0%	33	100.0%

Table VII. Characteristics of All Catastrophic Football Traumatic Injuries, 2018-2023

Characteristics	2018-2019		2020-2021		2022-2023		All	
	N	%	N	%	N	%	N	%
Player Level								
College	8	14.0%	6	17.1%	13	19.4%	27	17.0%
Middle & high school	45	78.9%	23	65.7%	45	67.2%	113	71.1%
Organized youth	1	1.8%	0	0.0%	3	4.5%	4	2.5%
Pro & Semi-pro	3	5.3%	6	17.1%	6	9.0%	15	9.4%
Type of Activity								
Being blocked	1	1.8%	1	2.9%	1	1.5%	3	1.9%
Being tackled	12	21.1%	9	25.7%	17	25.4%	38	23.9%
Blocking	5	8.8%	2	5.7%	3	4.5%	10	6.3%
General play	3	5.3%	0	0.0%	4	6.0%	7	4.4%
Receiving pass	3	5.3%	0	0.0%	3	4.5%	6	3.8%
Running	1	1.8%	0	0.0%	0	0.0%	1	0.6%
Tackling	15	26.3%	12	34.3%	17	25.4%	44	27.7%
Other	2	3.5%	0	0.0%	2	3.0%	4	2.5%
Unknown	15	26.3%	11	31.4%	20	29.9%	46	28.9%
Type of Session								
Competition/Game	46	80.7%	27	77.1%	58	87.9%	131	82.9%
Practice	6	10.5%	5	14.3%	5	7.6%	16	10.1%
Scrimmage	5	8.8%	3	8.6%	2	3.0%	10	6.3%
Other	0	0.0%	0	0.0%	1	1.5%	1	0.6%
Suspected Cause								
Cardiovascular	1	1.8%	1	2.9%	1	1.5%	3	1.9%
Contusion (Hematoma)	6	10.5%	2	5.7%	8	11.9%	16	10.1%
Dislocation	1	1.8%	0	0.0%	1	1.5%	2	1.3%
Fracture	22	38.6%	6	17.1%	11	16.4%	39	24.5%
Hemorrhage/Bleed	6	10.5%	4	11.4%	3	4.5%	13	8.2%
Internal Organ	4	7.0%	3	8.6%	11	16.4%	18	11.3%
Miscellaneous	3	5.3%	5	14.3%	8	11.9%	16	10.1%
Nervous System	11	19.3%	7	20.0%	14	20.9%	32	20.1%
Respiratory	0	0.0%	3	8.6%	1	1.5%	4	2.5%
Traumatic Brain Injury, nec	3	5.3%	4	11.4%	9	13.4%	16	10.1%
Diagnosis								
Arteriovenous Malformation (AVM) - Brain	0	0.0%	1	2.9%	0	0.0%	1	0.6%
Brain Aneurysm	1	1.8%	0	0.0%	0	0.0%	1	0.6%
Brain Hemorrhage/Bleed	6	10.5%	4	11.4%	3	4.5%	13	8.2%
Bruised Organs	1	1.8%	0	0.0%	0	0.0%	1	0.6%
Cardiac Syncope	1	1.8%	0	0.0%	0	0.0%	1	0.6%
Cervical Spinal Cord Contusion	1	1.8%	1	2.9%	1	1.5%	3	1.9%
Cervical Spinal Cord/Nerve Injury	9	15.8%	5	14.3%	11	16.4%	25	15.7%
Cervical Spinal Stenosis	1	1.8%	0	0.0%	1	1.5%	2	1.3%
Cervical Spine Disc Injury	0	0.0%	0	0.0%	1	1.5%	1	0.6%
Cervical Spine Fracture	18	31.6%	4	11.4%	6	9.0%	28	17.6%

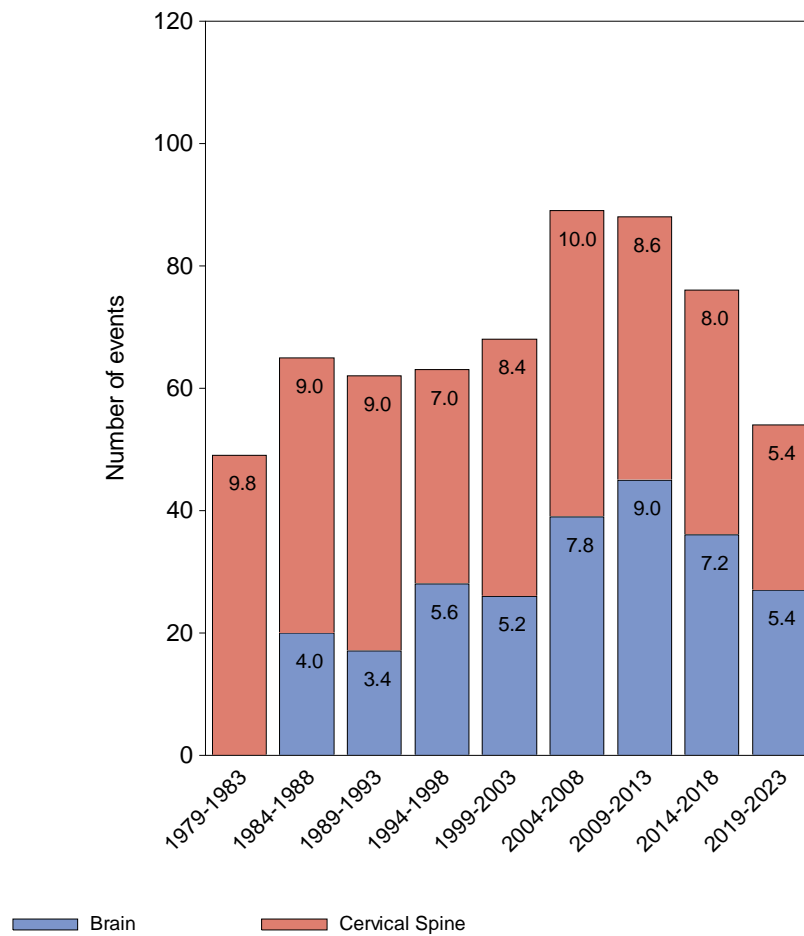
Characteristics	2018-2019		2020-2021		2022-2023		All	
	N	%	N	%	N	%	N	%
Cervical Spine Injury, n.s.	2	3.5%	0	0.0%	7	10.4%	9	5.7%
Chest Contusion	1	1.8%	0	0.0%	0	0.0%	1	0.6%
Detached Retina	0	0.0%	1	2.9%	0	0.0%	1	0.6%
Intestinal Injury	0	0.0%	0	0.0%	1	1.5%	1	0.6%
Kidney Injury	1	1.8%	0	0.0%	6	9.0%	7	4.4%
Knee Dislocation	1	1.8%	0	0.0%	0	0.0%	1	0.6%
Liver Injury	1	1.8%	1	2.9%	1	1.5%	3	1.9%
Low Back Pain (Non-Specific/Mechanical)	0	0.0%	1	2.9%	0	0.0%	1	0.6%
Lumbar Spine Fracture	1	1.8%	0	0.0%	4	6.0%	5	3.1%
Lumbar vertebra dislocation	0	0.0%	0	0.0%	1	1.5%	1	0.6%
Lumbosacral Spinal Cord/Nerve Injury	0	0.0%	0	0.0%	1	1.5%	1	0.6%
Lung Contusion	0	0.0%	0	0.0%	2	3.0%	2	1.3%
Other Injury To Head	0	0.0%	0	0.0%	1	1.5%	1	0.6%
Other Lumbar Injury	0	0.0%	2	5.7%	0	0.0%	2	1.3%
Pnuemothorax	0	0.0%	3	8.6%	1	1.5%	4	2.5%
Punctured lung	0	0.0%	1	2.9%	0	0.0%	1	0.6%
Skull Fracture	1	1.8%	0	0.0%	0	0.0%	1	0.6%
Spleen Injury	2	3.5%	1	2.9%	3	4.5%	6	3.8%
Stroke	0	0.0%	1	2.9%	0	0.0%	1	0.6%
Subdural Hematoma	2	3.5%	1	2.9%	0	0.0%	3	1.9%
Subdural/Epidural Hematoma	2	3.5%	0	0.0%	5	7.5%	7	4.4%
Sudden Death Syndrome (Commotio Cordis)	0	0.0%	0	0.0%	1	1.5%	1	0.6%
Thoracic Spine Fracture	1	1.8%	2	5.7%	1	1.5%	4	2.5%
Transient Para/Quadriplegia	1	1.8%	2	5.7%	0	0.0%	3	1.9%
Traumatic Brain Injury, nec or n.s.	3	5.3%	4	11.4%	9	13.4%	16	10.1%
Full Recovery								
No	34	59.6%	17	50.0%	33	51.6%	84	54.2%
Yes	23	40.4%	17	50.0%	31	48.4%	71	45.8%
Position								
Defensive Lineman	2	3.5%	4	11.4%	3	4.5%	9	5.7%
Defensive back	10	17.5%	7	20.0%	12	17.9%	29	18.2%
Kicker/punter	1	1.8%	0	0.0%	1	1.5%	2	1.3%
Kickoff/punt coverage	0	0.0%	1	2.9%	1	1.5%	2	1.3%
Kickoff/punt return	3	5.3%	1	2.9%	2	3.0%	6	3.8%
Linebacker	3	5.3%	5	14.3%	9	13.4%	17	10.7%
Offensive Lineman	4	7.0%	0	0.0%	0	0.0%	4	2.5%
Quarterback	3	5.3%	4	11.4%	4	6.0%	11	6.9%
Running back	3	5.3%	3	8.6%	7	10.4%	13	8.2%
Tight end/Wide receiver	6	10.5%	3	8.6%	9	13.4%	18	11.3%
Other	1	1.8%	0	0.0%	0	0.0%	1	0.6%
Unknown	21	36.8%	7	20.0%	19	28.4%	47	29.6%
Position Team								

Characteristics	2018-2019		2020-2021		2022-2023		All	
	N	%	N	%	N	%	N	%
Defense	15	26.3%	16	45.7%	24	35.8%	55	34.6%
Offense	16	28.1%	10	28.6%	20	29.9%	46	28.9%
Special Teams	4	7.0%	2	5.7%	4	6.0%	10	6.3%
Unknown	22	38.6%	7	20.0%	19	28.4%	48	30.2%
Location of Injury								
Competitive Venue	53	93.0%	32	91.4%	64	95.5%	149	93.7%
School Athletic Facility	3	5.3%	3	8.6%	2	3.0%	8	5.0%
School Campus	1	1.8%	0	0.0%	0	0.0%	1	0.6%
Other	0	0.0%	0	0.0%	1	1.5%	1	0.6%
Total	57	100.0%	35	100.0%	67	100.0%	159	100.0%

*Note: lower extremity injuries resulted in amputation of the lower leg (n=2)

^aMany schools cancelled or postponed their Fall 2020 football season till spring 2021 due to COVID-19.

Figure 1. Catastrophic Neck/Cervical Spine (n=401) and Head/Brain (n=238) Injuries with Incomplete Recovery by 5-year periods, 1979-2023

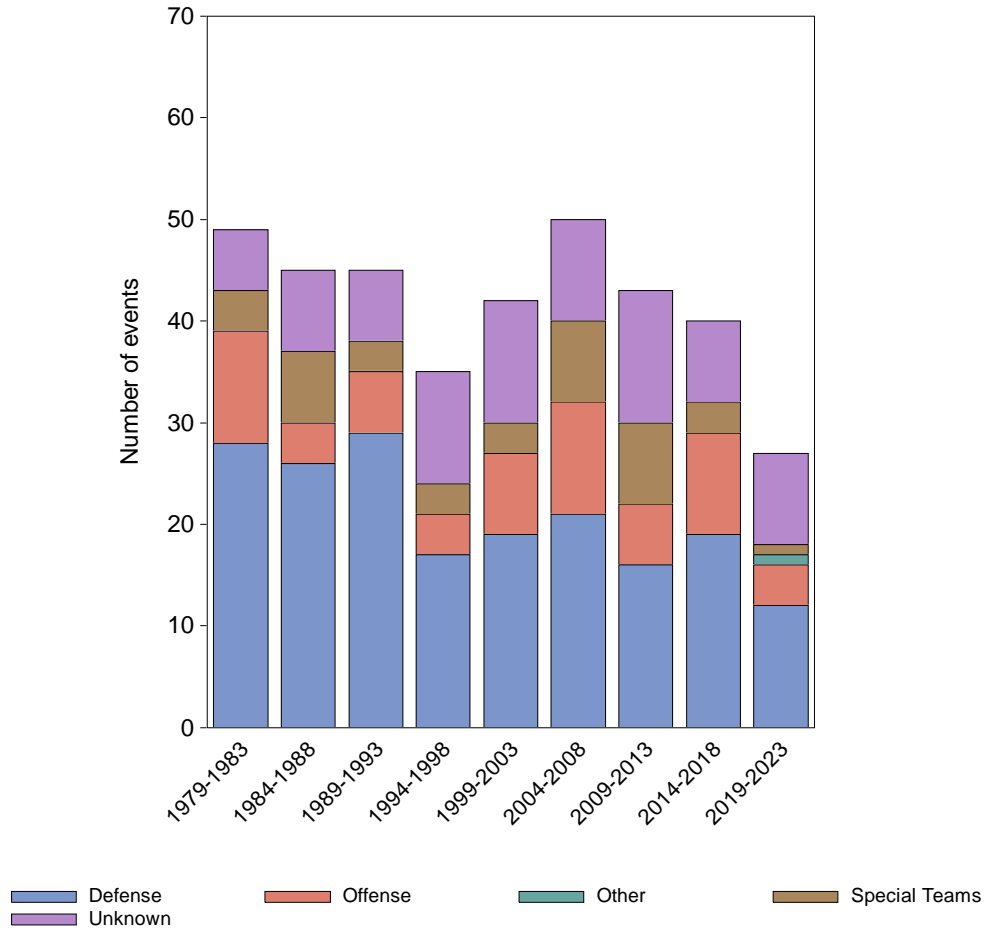


Note 1. Numbers in bars are yearly averages.

Note 2. Data collection for non-fatal head/brain injuries began in 1984, and 1977 for neck/cervical spine injuries;

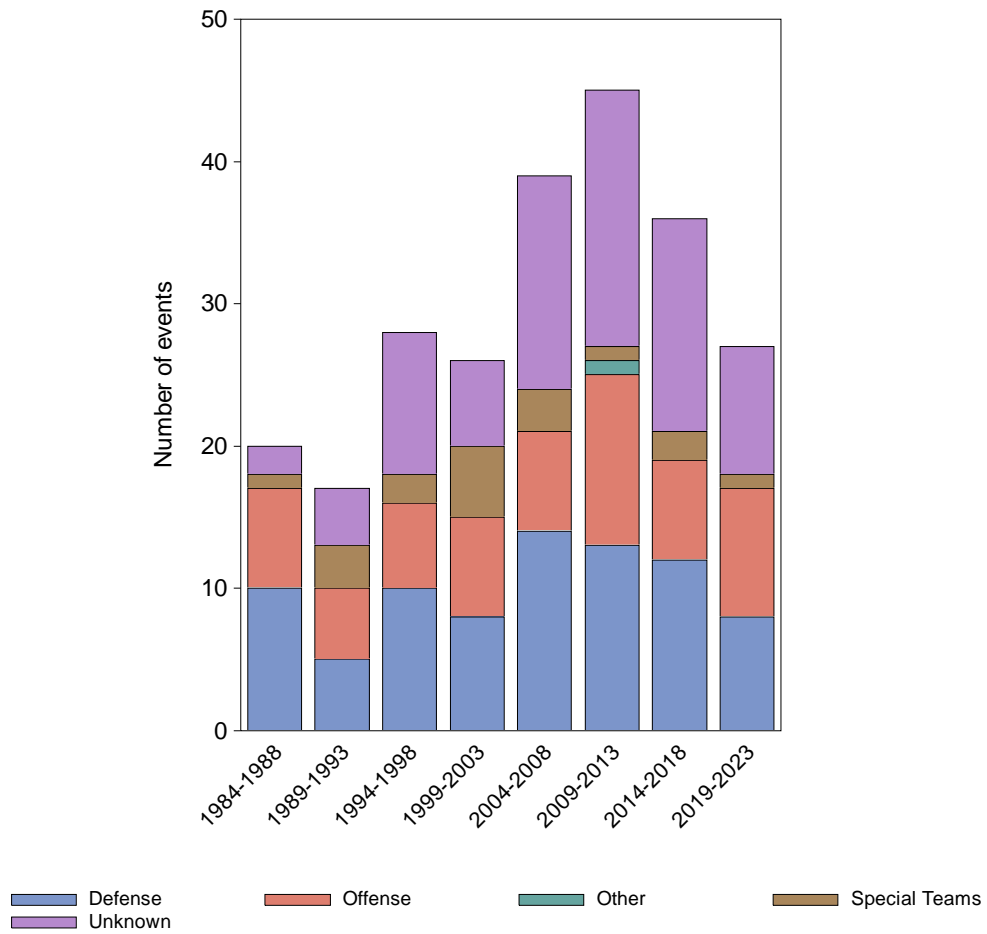
Note 3. Many schools cancelled or postponed their Fall 2020 football season till spring 2021 due to COVID-19.

Figure 2a. Catastrophic Neck/Cervical Spine Injuries with Incomplete Recovery by Offensive or Defensive Category by 5-year periods, 1979-2023



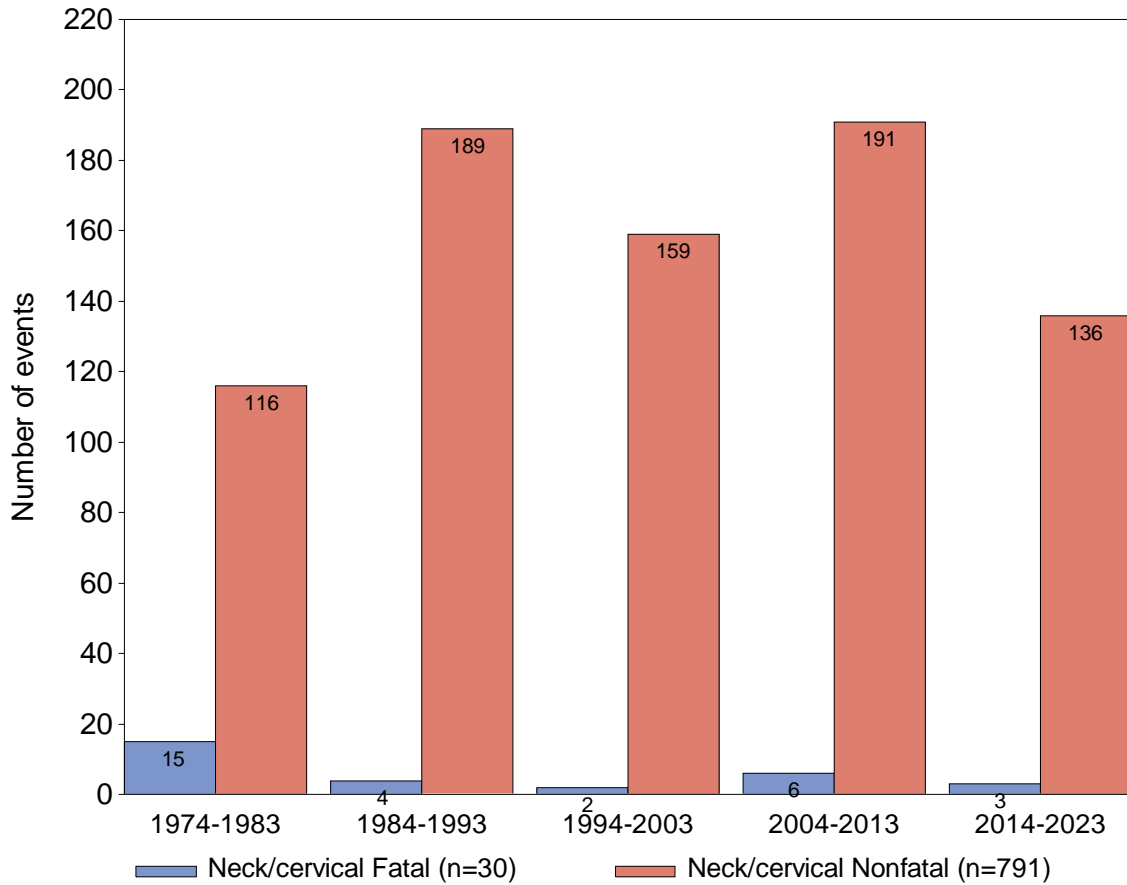
Note 2. Many schools cancelled or postponed their Fall 2020 football season till spring 2021 due to COVID-19.

Figure 2b. Catastrophic Brain Injuries with Incomplete Recovery by Offensive or Defensive Category by 5-year periods, 1984-2023



Note 2. Many schools cancelled or postponed their Fall 2020 football season till spring 2021 due to COVID-19.

Figure 3a. Catastrophic Cervical Spine Fatalities and Injuries by Severity and Decade, 1974-2023

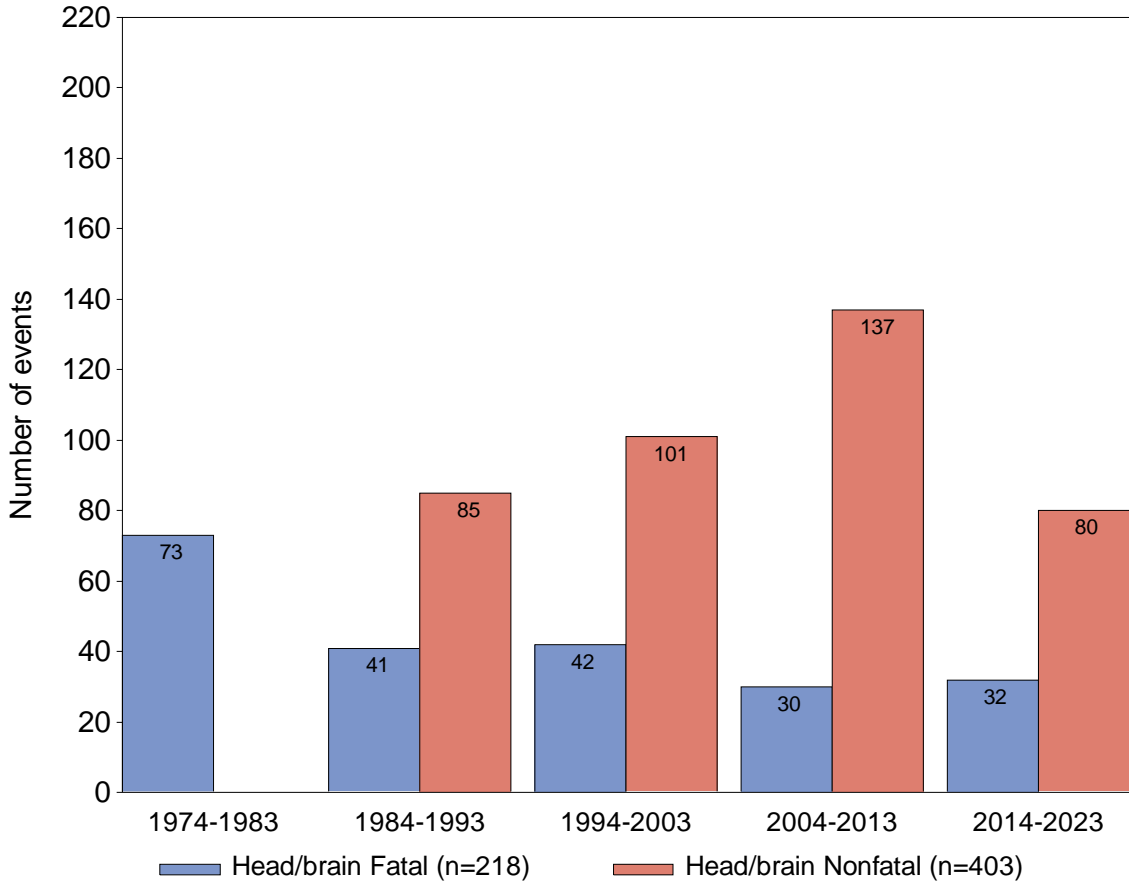


*Note: data collection for non-fatal neck injuries began in 1977

Note. Many schools cancelled or postponed their Fall 2020 football season till spring 2021 due to COVID-19.

Figure 3b. Catastrophic Head/Brain Fatalities and Injuries by Severity and Decade, 1974-

2023



*Note: data collection for non-fatal brain injuries began in 1984

Note. Many schools cancelled or postponed their Fall 2020 football season till spring 2021 due to COVID-19.